

## Company Highlights

**Ezra Holdings Ltd** announced that it had expanded the capacity of its Energy Services unit with various acquisitions of “distressed” priced state-of-the-art energy service equipment worth a total of US\$17.1 million.

**Pan Hong Property Group Ltd** announced that the Company had entered into an agreement with Agricultural Bank of China, Jiangxi Province branch office for the sale of commercial units at the Group's property project, Nanchang Honggu Kaixuan in the PRC for RMB24.7 million.

**Mermaid Maritime Public Company Ltd** announced that its wholly owned subsidiary Mermaid Offshore Services Ltd. and KD Marine Ltd. of Aberdeen had jointly entered into an Alliance Agreement whereby both parties will cooperate to provide fully integrated saturation, air diving, daughter craft and remotely operated vehicle services from the advanced dive support vessel ‘Mermaid Endurer’ in the European market.

**China Sports International Ltd** announced that its wholly owned subsidiary Yeli Sports (China) Co., Ltd, had signed an agreement with Global Brands Group to become the authorized master distributor of official Fédération Internationale de Football Association (“FIFA”) football lifestyle clothing and accessories (“FIFA Collections”) throughout the PRC.

**Keppel Corporation Ltd** announced that Keppel Seghers Belgium N.V., the environmental engineering arm of Keppel Integrated Engineering, had secured two contracts to supply waste-to-energy solutions, totalling US\$53 million (approximately S\$74.2 million), in China.

**Fujian Zhenyun Plastics Industry Co., Ltd.** announced that the Company had entered into an agreement with Foshan Xiong Jin Trading Co. Ltd to acquire 10 PVC-M production lines at a consideration of approximately RMB52, 280,000. The Consideration was arrived on a willing buyer willing seller basis with regard to the prevailing market conditions. The Consideration will be wholly funded by internal resources.

**Bonvests Holdings Ltd** announced that Bon-Food Pte Ltd, a wholly-owned subsidiary of the Company, had entered into a business transfer agreement with Burger King Singapore Pte. Ltd. to sell its business of operating the Burger King restaurants in Singapore and the assets relating thereto to BK Singapore. The book value and the net tangible asset value, as at 31 December 2008, of the Assets to be transferred to BK Singapore, are approximately S\$11.9 million and S\$11.4 million respectively.

**Van Der Horst Energy Ltd** announced that for the first half ended 30 November 2009, the Group's revenue decreased by 15% from S\$11.3 million to S\$9.7 million. The Group's gross profit margin increased from 33% to 36% due to cost cutting measures implemented to retain business prospects in view of the ongoing economic recession which has yet to fully recover and also the subsidy by the Government via the Jobs Credit Scheme.

**Advanced Systems Automation Ltd** announced today that the Group intended to acquire the entire issued and share capital in ThinkGreat Investments Ltd for the consideration of S\$265 million under a conditional sale and purchase agreement. The proposed acquisition will constitute a very substantial acquisition or reverse takeover transaction under the Catalist Rules.

**Dayen Environmental Ltd** announced that the Group's revenue increased by 20% from S\$29.53 million for the financial year ended 30 September 2008 as compared to S\$35.50 million for the year ended 30 September 2009. In addition, net loss was significantly reduced from S\$14.24 million for the financial year ended 30 September 2008 to S\$5.58 million for the financial year ended 30 September 2009.

**China Energy Ltd** announced that the Company had, on 8 January 2010, entered into a conditional Licensing and Long Term Supply Agreement with Jiutai Energy Inner Mongolia Co., Ltd. as part of the Group's growth strategy and plans to penetrate new markets and to establish new customer bases

Source: SGX Masnet

### Local and Regional Markets Headline

Singapore shares closed higher on Friday with the blue-chip Straits Times Index up 9.51 points to 2,922.76. Volume was 2.56 billion shares worth \$1.69 billion. Gainers led losers 379 to 167.

Malaysian shares closed higher on Friday with the FTSE - Bursa Malaysia KLCI at 1,292.98, up 1.56 points. Turnover was at 1.036 billion shares valued at RM1.276 billion (US\$378 million). Losers led gainers 368 to 326, while 267 counters traded unchanged.

Hong Kong stocks erased earlier losses to close up slightly higher on Friday. The benchmark Hang Seng Index ended up 0.12 per cent, or 27.3 points, at 22,296.75, reversing a 0.17 per cent fall at midday.

Japan's Nikkei stock average hit a 15-month high on Friday. The benchmark Nikkei rose 1.1 per cent or 116.66 points to 10,798.32 and marked a weekly gain of 2.4 per cent. The broader Topix rose 1 per cent to 941.29.

Source: BT Online

### US Market News

Wall Street stocks slid on Friday after disappointing government data on the troubled labour market reignited investor concerns about the pace of economic recovery.

The Dow Jones Industrial Average dropped 22.98 points (0.22 per cent) to 10,583.88 in the first five minutes of trade. The technology-heavy Nasdaq composite slipped 2.04 points (0.09 per cent) to 2,298.01 and the broad-market Standard & Poor's 500 index fell 3.01 points (0.26 per cent) to 1,138.68.

The Labour Department reported the US economy lost 85,000 jobs in December while the unemployment rate held at 10 per cent. The payrolls number was much worse than the unchanged reading anticipated by most analysts, while the jobless rate was in line with consensus expectations.

Source: Reuters

### Substantial Shareholders' Transactions

Company	Substantial Shareholder	From (%)	To (%)
Yoma Strategic Holdings Ltd	Noble Grand Investments Ltd	8.28	4.93

Source: SGX Masnet

Our Recent Recommendations								
Date	Company	Rating		Price at Recommendation (S\$)	Target Price (S\$)	Last Price (S\$)	Return to Date (%)	Remarks
7-Jan-10	China Sunshine Chemical Holdings Ltd	Buy	U	0.235	0.340	0.275	17.0	Update
7-Jan-10	United Overseas Bank	Buy	M	19.900	23.000	19.920	0.1	Update
4-Jan-10	Indofood Agri Resources	Buy	M	2.330	2.770	2.420	3.9	Update
4-Jan-10	Golden Agri-Resources	Buy	U	0.510	0.620	0.605	18.6	Update
31-Dec-09	China Fishery Group Limited	-	-	1.380	-	1.560	-	Visit Note
28-Dec-09	Oceanus Group Limited	Buy	M	0.390	0.520	0.420	7.7	Update
18-Dec-09	Ho Bee Investment Ltd	Buy	U	1.660	1.880	1.860	12.0	Update
18-Dec-09	SC Global Developments Ltd	Buy	U	1.670	1.770	1.940	16.2	Update
18-Dec-09	Sing Holdings Ltd	Buy	U	0.295	0.390	0.355	20.3	Update
16-Dec-09	China Yuanbang Property Holdings Ltd	-	-	0.230	-	0.205	-	Visit Note
14-Dec-09	Suntec REIT	Hold	M	1.280	1.140	1.420	-	Update
4-Dec-09	Cambridge Industrial Trust	Hold	M	0.420	0.410	0.465	10.7	Update
3-Dec-09	Golden Agri-Resources Limited	Hold	D	0.475	0.530	0.605	27.4	Update
24-Nov-09	Epure International Limited	Buy	M	0.615	0.710	0.880	43.1	Update
20-Nov-09	Li Heng Chemical Fibre Technologies Limited	Hold	M	0.250	0.285	0.335	-	Results Update

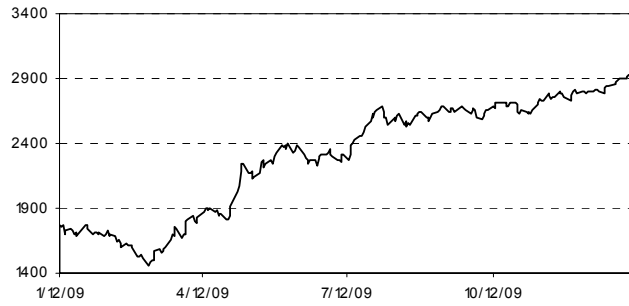
\*Calculation is based on share price stated in the reports. Please refer to the individual reports for ratings history.

N - New, U - Upgrade, M - Maintain, D - Downgrade

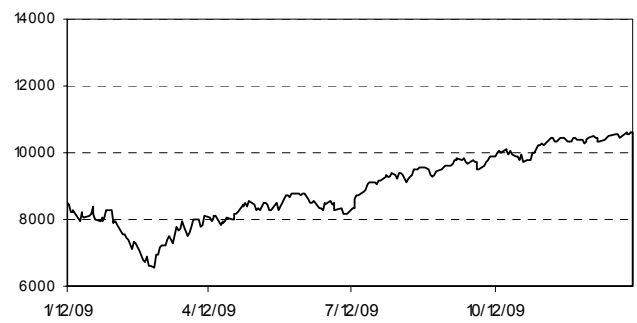
#### ETF Performance

ETF	% Change	Change	Last
ABF Singapore Bond Index Fund	+0.00	+0.00	1.10
CIMB FTSE ASEAN 40 ETF	-0.71	-0.06	8.34
DBS Singapore STI ETF	+0.34	+0.01	2.96
SPDR® Gold Shares	-1.07	-1.19	110.43
Shares MSCI India ETF	+0.00	+0.00	7.10
Lyxor ETF MSCI AC Asia-Pacific Ex Japan	+0.00	+0.00	4.32
Lyxor ETF China Enterprise (HSCEI)	+0.00	+0.00	17.00
Lyxor ETF Commodities CRB	-0.35	-0.01	2.82
Lyxor ETF Hong Kong (HIS)	+0.00	+0.00	2.91
Lyxor ETF India (S&P CNX Nifty)	-0.25	-0.04	16.10
Lyxor ETF Japan (Topix®)	+1.62	+0.02	1.00
Lyxor ETF MSCI Korea	+1.19	+0.05	4.24
Lyxor ETF MSCI Taiwan	+0.10	+0.00	0.96
streetTracks® Straits Times Index Fund	+0.34	+0.01	2.99

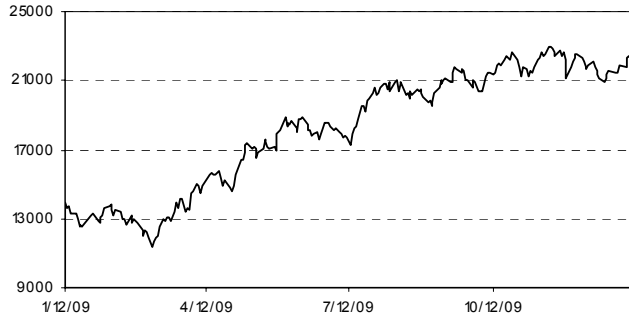
**FSSTI** 2922.76 +0.33%



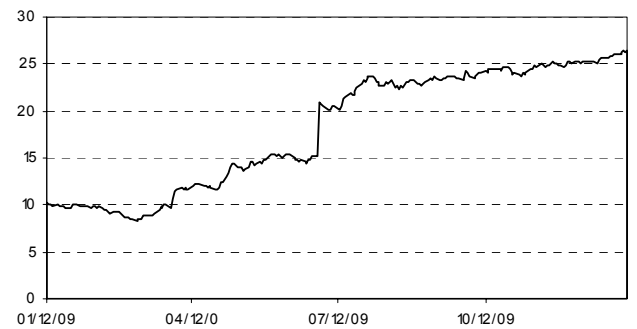
**DJI** 10618.19 +0.11%



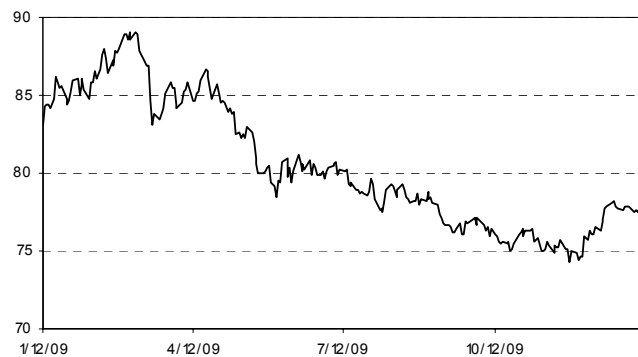
**HSI** 22296.75 +0.12%



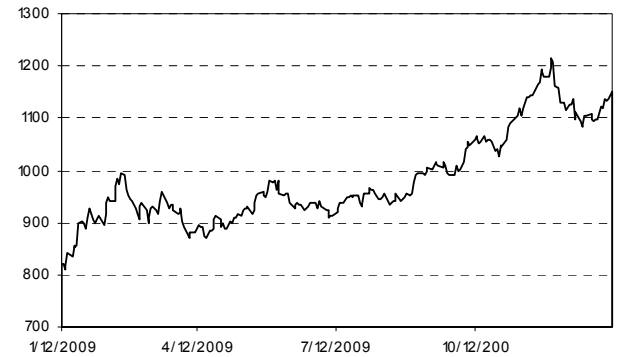
**FSSTI (P/E)** 26.35



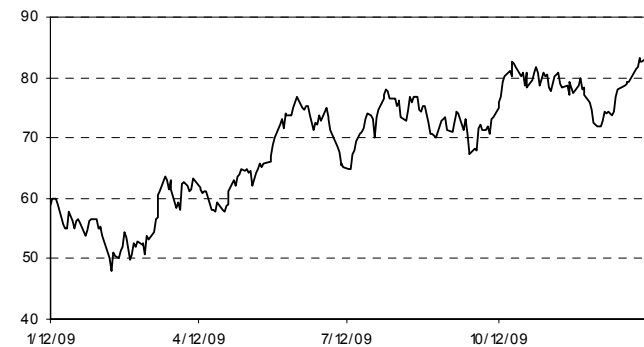
**Dollar Index** 77.47 -0.57%



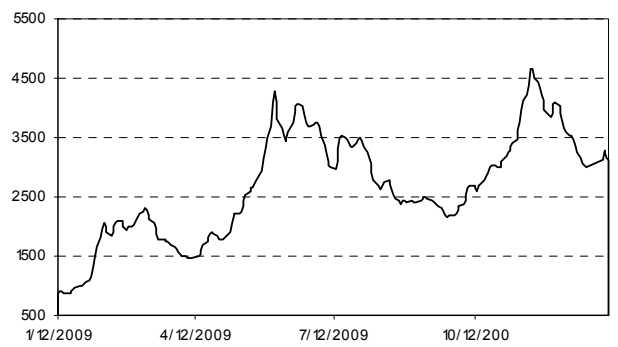
**Gold** 1138.25 1.26%



**Crude oil** 82.75 +0.45%



**BALTIC DRY** 3140 -0.29%



## STI – Index Members

Name	% Chg	Chg	Last
CAPITALAND LTD	0.24	0.01	4.24
COMFORTDELGRO CORP LTD	0.62	0.01	1.63
CITY DEVELOPMENTS LTD	0.69	0.08	11.64
COSCO CORP SINGAPORE LTD	1.55	0.02	1.31
CAPITAMALL TRUST	1.63	0.03	1.87
DBS GROUP HOLDINGS LTD	0.39	0.06	15.38
FRASER AND NEAVE LTD	0.92	0.04	4.41
GENTING SINGAPORE PLC	0.00	0.00	1.24
GOLDEN AGRI-RESOURCES LTD	3.42	0.02	0.61
HONGKONG LAND HOLDINGS LTD	1.46	0.07	4.85
JARDINE CYCLE & CARRIAGE LTD	-1.71	-0.46	26.48
JARDINE MATHESON HLDGS LTD	0.39	0.12	30.58
JARDINE STRATEGIC HLDGS LTD	-0.57	-0.10	17.56
KEPPEL CORP LTD	-0.46	-0.04	8.65
SMRT CORP LTD	1.05	0.02	1.93

Name	% Chg	Chg	Last
NOBLE GROUP LTD	-0.60	-0.02	3.31
NEPTUNE ORIENT LINES LTD	-1.11	-0.02	1.78
OVERSEA-CHINESE BANKING CORP	-0.89	-0.08	8.91
OLAM INTERNATIONAL LTD	0.37	0.01	2.70
SEBMCORP INDUSTRIES LTD	0.27	0.01	3.70
SINGAPORE EXCHANGE LTD	-0.71	-0.06	8.40
SINGAPORE AIRLINES LTD	0.28	0.04	14.48
SIA ENGINEERING CO LTD	0.82	0.03	3.68
SEBMCORP MARINE LTD	0.27	0.01	3.77
SINGAPORE PRESS HOLDINGS LTD	0.28	0.01	3.61
SINGAPORE TELECOMMUNICATIONS	0.66	0.02	3.05
SINGAPORE TECHNOLOGIES ENG	-1.51	-0.05	3.26
STARHUB LTD	-0.47	-0.01	2.13
UNITED OVERSEAS BANK LTD	0.10	0.02	19.92
WILMAR INTERNATIONAL LTD	2.07	0.14	6.90

## Singapore

Indices	% Chg	Chg	Last
<b>STRAITS TIMES INDEX</b>	<b>0.33</b>	<b>9.51</b>	<b>2922.76</b>
FTSE ST ALL SHARE INDEX	0.40	2.89	725.12
FTSE ST FLEDGLING INDEX	1.88	13.37	723.32
FTSE ST MID CAP INDEX	0.32	2.32	719.20
FTSE ST SMALL CAP INDEX	1.78	10.14	579.64
FTSE ST CHINA INDEX	1.85	5.66	310.91
FTSE ST REAL ESTATE INDX	0.39	2.62	682.71
FTSE ST RE INVEST TRUST	0.39	2.45	624.97
FTSE ST OIL & GAS INDEX	2.78	18.69	692.04
FTSE ST BASIC MATERIALS	1.58	5.58	358.67
FTSE ST INDUSTRIALS INDX	0.10	0.64	638.51
FTSE ST CONSUMER GOODS	2.33	17.94	788.93
FTSE ST HEALTH CARE INDX	0.59	5.00	855.59
FTSE ST CONSUMER SERVICE	0.19	1.56	832.60
FTSE ST TELECOMMUNICATE	0.54	3.99	749.13
FTSE ST UTILITIES INDEX	0.62	3.39	548.82
FTSE ST FINANCIALS INDEX	0.06	0.46	757.56
FTSE ST TECHNOLOGY INDEX	1.42	11.92	851.03
FTSE SGX SHARIAH 100 IDX	0.43	21.34	4971.57
FTSE/ASEAN 40 INDEX	0.24	19.92	8399.85
MSCI SING CASH IX (SGX)	0.18	0.62	350.60

Top Gainers	Last	Chg
DBXT MSAsExJp 10US\$	28.870	+1.770
DBS Bk 6% NCPS 10	105.100	+0.700
UOB 5.05%NCPS 100	103.700	+0.500

Top Losers	Last	Chg
GLD 10US\$	110.430	-1.190
DBXT S&P Short 10US\$	52.840	-0.490
Jardine C&C	26.480	-0.460

Top Volume	Last	Vol
GoldenAgr	0.605	143,524
UniFiber	0.055	117,096
China Hongx	0.22	95,588

TURNOVER (SHARES)	2,556,324,960
TURNOVER (S\$)	1,690,178,146
UP	379
DOWN	167
UNCHANGED	680

## Phillip Securities Research – Stocks Coverage

Name	% Chg	Chg	Last
AIMS AMP CAPITAL INDUSTRIAL	0.00	0.00	0.23
COMFORTDELGRO CORP LTD	0.62	0.01	1.63
CDL HOSPITALITY TRUSTS	2.27	0.04	1.80
CHINA MILK PRODUCTS GROUP	5.63	0.02	0.38
COSCO CORP SINGAPORE LTD	1.55	0.02	1.31
CAMBRIDGE INDUSTRIAL TRUST	1.09	0.01	0.47
CHINA SKY CHEMICAL FIBRE CO	12.82	0.03	0.22
CHINA SUNSINE CHEMICAL HLDGS	3.77	0.01	0.28
CHINA YUANBANG PROPERTY HOLD	2.50	0.01	0.21
DBS GROUP HOLDINGS LTD	0.39	0.06	15.38
EPURE INTERNATIONAL LIMITED	0.57	0.01	0.88
FRASERS COMMERCIAL TRUST	3.33	0.01	0.16
GOLDEN AGRI-RESOURCES LTD	3.42	0.02	0.61
HO BEE INVESTMENT LTD	1.09	0.02	1.86
INDOFOOD AGRI RESOURCES LTD	2.11	0.05	2.42
INTERRA RESOURCES LTD	-2.44	-0.01	0.20
CHINA KUNDA TECHNOLOGY	1.75	0.01	0.29
LI HENG CHEMICAL FIBRE TECH	13.56	0.04	0.34
MERCATOR LINES SINGAPORE LTD	1.54	0.01	0.33

Name	% Chg	Chg	Last
MOBILEONE LTD	-1.53	-0.03	1.93
NEPTUNE ORIENT LINES LTD	-1.11	-0.02	1.78
OCEANUS GROUP LTD	3.70	0.02	0.42
OVERSEA-CHINESE BANKING CORP	-0.89	-0.08	8.91
PARKWAY LIFE REAL ESTATE	2.27	0.03	1.35
QIAN HU CORP LTD	3.13	0.01	0.17
SC GLOBAL DEVELOPMENTS LTD	0.52	0.01	1.94
SING HOLDINGS LTD	2.90	0.01	0.36
SINGAPORE POST LTD	2.00	0.02	1.02
SINGAPORE TELECOMMUNICATIONS	0.66	0.02	3.05
SINOTEL TECHNOLOGIES LTD	1.56	0.01	0.65
SMRT CORP LTD	1.05	0.02	1.93
STARHUB LTD	-0.47	-0.01	2.13
SUNTEC REIT	0.71	0.01	1.42
SUNVIC CHEMICAL HOLDINGS	5.88	0.01	0.18
UNITED OVERSEAS BANK LTD	0.10	0.02	19.92
WILMAR INTERNATIONAL LTD	2.07	0.14	6.90
YING LI INTERNATIONAL REAL E	-1.48	-0.01	0.67

## Major World Indices

Indices	% Chg	Chg	Last
TEL AVIV 100 INDEX	1.41	15.48	1109.52
HANG SENG INDEX	0.12	27.30	22296.75
JAKARTA COMPOSITE INDEX	1.06	27.48	2614.37
FTSE Bursa Malaysia KLCI	0.12	1.56	1292.98
KOSPI INDEX	0.70	11.81	1695.26
NIKKEI 225	1.09	116.66	10798.32
STOCK EXCH OF THAI INDEX	0.59	4.33	738.96
SHANGHAI SE COMPOSITE IX	0.10	3.22	3196.00
TAIWAN TAIEX INDEX	0.53	43.48	8280.90
BSE SENSEX 30 INDEX	-0.43	-75.43	17540.29

Indices	% Chg	Chg	Last
ALL ORDINARIES INDX	0.45	22.40	4942.20
S&P/TSX COMPOSITE INDEX	0.56	66.32	11953.83
FTSE 100 INDEX	0.14	7.52	5534.24
CAC 40 INDEX	0.51	20.34	4045.14
DAX INDEX	0.30	18.25	6037.61
DOW JONES INDUS. AVG	0.11	11.33	10618.19
S&P 500 INDEX	0.29	3.29	1144.98
NASDAQ COMPOSITE INDEX	0.74	17.12	2317.17
NYSE Arca Gold BUGS	1.24	5.68	462.60

## US Bellwethers

Name	% Chg	Chg	Last
3M CO	0.70	0.59	84.32
ALCOA INC	2.47	0.41	17.02
AMERICAN EXPRESS CO	-0.07	-0.03	41.95
AT&T INC	-0.73	-0.20	27.10
BANK OF AMERICA CORP	-0.89	-0.15	16.78
BOEING CO	-0.96	-0.60	61.60
CATERPILLAR INC	1.12	0.67	60.34
CHEVRON CORP	0.18	0.14	79.47
CISCO SYSTEMS INC	0.53	0.13	24.66
COCA-COLA CO/THE	-1.85	-1.04	55.15
DU PONT (E.I.) DE NEMOURS	-1.31	-0.45	33.94
EXXON MOBIL CORP	-0.40	-0.28	69.52
GENERAL ELECTRIC CO	2.15	0.35	16.60
HEWLETT-PACKARD CO	0.75	0.39	52.59
HOME DEPOT INC	-0.48	-0.14	28.98

Name	% Chg	Chg	Last
INTL BUSINESS MACHINES CORP	1.00	1.30	130.85
INTEL CORP	1.12	0.23	20.83
JOHNSON & JOHNSON	0.34	0.22	64.21
JPMORGAN CHASE & CO	-0.25	-0.11	44.68
KRAFT FOODS INC-CLASS A	0.10	0.03	28.93
MCDONALD'S CORP	-0.10	-0.06	61.84
MERCK & CO. INC.	-0.05	-0.02	37.70
MICROSOFT CORP	0.59	0.18	30.66
PFIZER INC	0.81	0.15	18.68
PROCTER & GAMBLE CO/THE	-0.13	-0.08	60.44
TRAVELERS COS INC/THE	-0.14	-0.07	48.56
UNITED TECHNOLOGIES CORP	0.20	0.14	70.63
VERIZON COMMUNICATIONS INC	0.06	0.02	31.75
WAL-MART STORES INC	-0.50	-0.27	53.33
WALT DISNEY CO/THE	0.16	0.05	31.88

## Commodities &amp; Currencies

Commodities	% Chg	Chg	Last
GOLD SPOT US\$ / OZ	+1.26	+14.75	1,138.25
SILVER SPOT US\$ / OZ	+0.81	+0.15	18.48
Bloomberg West Texas Intermedi	+0.11	+0.09	82.66

Commodities	% Chg	Chg	Last
Malaysian Rubber Board Standard	+0.00	+0.00	989.50
PALM OIL (RM\$/METRIC TON)	-1.52	-40.00	2590.00

Index	% Chg	Chg	Last
DOLLAR INDEX SPOT	-0.57	-0.44	77.47

Currencies	Against S\$	Against US\$
AUSTRALIAN DOLLAR	1.2896	0.9248
CANADIAN DOLLAR	1.3541	1.0298
EURO	2.0094	1.4409
BRITISH POUND	2.2345	1.6023
US DOLLAR	1.3945	1.0000
CHINA RENMINBI	0.2042	6.8275
HONG KONG DOLLAR	0.1798	7.7560
JAPANESE YEN	1.5050	92.6563
KOREAN WON	0.1233	1130.7500
MALAYSIAN RINGGIT	0.4131	3.3760
THAI BAHT	0.0421	33.1075

## US Treasury Yields

Maturity	Today	Yesterday	Last Week	Last Month
3 Months	0.02	0.03	0.03	0.01
6 Months	0.13	0.14	0.17	0.13
2 Years	0.97	1.02	1.10	0.75
3 Years	1.54	1.58	1.67	1.22
5 Years	2.59	2.61	2.67	2.14
10 Years	3.83	3.82	3.83	3.43
30 Years	4.71	4.68	4.63	4.42

Yield Spread (10 yrs - 3 mths) 3.81

Yield Spread (10 yrs - 2 yrs) 2.86

Source: Data provided by ValuBond – <http://www.valubond.com>

## Calendar

## Earning Announcement – Singapore

Name	Expected Report Date*
Qian Hu Corp Ltd	January 11, 2010
Singapore Post Ltd	January 11, 2010
Japan Land Ltd	January 12, 2010
Lian Beng Group Ltd	January 13, 2010
Singapore Press Holdings Ltd	January 13, 2010
Thomson Medical Centre Ltd	January 13, 2010
EOC Ltd	January 14, 2010
Ezra Holdings Ltd	January 14, 2010
Miyoshi Precision Ltd	January 14, 2010
Ascendas Real Estate Investment Trust	January 15, 2010
BH Global Marine Ltd	January 15, 2010
Singapore Exchange Ltd	January 15, 2010

Source: Bloomberg

## Economic Announcement

## US

Date	Statistic	For	Survey	Prior
1/12/10	NFIB Small Business Optimism	DEC	--	88.3
1/12/10	Trade Balance	NOV	-\$34.9B	-\$32.9B
1/12/10	IBD/TIPP Economic Optimism	JAN	--	46.8
1/13/10	ABC Consumer Confidence	11 Jan	--	-41
1/13/10	MBA Mortgage Applications	Jan 09	--	0.005
1/14/10	Monthly Budget Statement	DEC	-\$78.5B	-\$51.8B
1/14/10	Fed's Beige Book	Jan 14		
1/14/10	Import Price Index (MoM)	DEC	-0.001	0.017
1/14/10	Import Price Index (YoY)	DEC	0.085	0.037
1/14/10	Advance Retail Sales	DEC	0.004	0.013
1/14/10	Retail Sales Less Autos	DEC	0.003	0.012
1/14/10	Retail Sales Ex Auto & Gas	DEC	0.002	0.006
1/14/10	Initial Jobless Claims	10 Jan	438K	434K
1/14/10	Continuing Claims	03 Jan	4950K	4802K
1/14/10	Business Inventories	NOV	0	0.002
1/15/10	Consumer Price Index (MoM)	DEC	0.002	0.004
1/15/10	CPI Ex Food & Energy (MoM)	DEC	0.001	0
1/15/10	Consumer Price Index (YoY)	DEC	0.028	0.018
1/15/10	CPI Ex Food & Energy (YoY)	DEC	0.018	0.017
1/15/10	CPI Core Index SA	DEC	--	220.527
1/15/10	Consumer Price Index NSA	DEC	--	216.33
1/15/10	Empire Manufacturing	JAN	11.25	2.55

Source: Bloomberg

## Singapore

Date	Statistic	For	Survey	Prior
1/15/10	Retail Sales (YoY)	NOV	--	-0.044
1/15/10	Retail Sales (MoM) sa	NOV	--	0.06
1/15/10	Electronic Exports (YoY)	DEC	--	-0.061
1/15/10	Non-oil Domestic Exports (YoY)	DEC	--	0.087
1/15/10	Non-oil Domestic Exp SA (MoM)	DEC	--	0.198
1/25/10	CPI (MOM) - NSA	DEC	--	0.004
1/25/10	CPI (YoY)	DEC	--	-0.002
1/26/10	Industrial Production YoY	DEC	--	-0.082
1/26/10	Industrial Production MoM SA	DEC	--	-0.036
1/29/10	Unemployment Rate (sa)	4Q	--	0.034
1/29/10	M1 Money Supply (YoY)	DEC	--	0.254
1/29/10	M2 Money Supply (YoY)	DEC	--	0.101
1/29/10	Bank Loans & Advances (YoY)	DEC	--	0.018
1/29/10	Credit Card Billings	DEC	--	2389.4M
1/29/10	Credit Card Bad Debts	DEC	--	15.2M
2/2/10	Purchasing Managers Index	JAN	--	53.3
2/2/10	Electronics Sector Index	JAN	--	52.9
2/8/10	Foreign Reserves	JAN	--	--
2/15/10	Retail Sales (YoY)	DEC	--	--
2/15/10	Retail Sales (MoM) sa	DEC	--	--
2/17/10	Electronic Exports (YoY)	JAN	--	--
2/17/10	Non-oil Domestic Exports (YoY)	JAN	--	--



## General Disclaimer

This publication is prepared by Phillip Securities Research Pte Ltd ("Phillip Securities Research"). By receiving or reading this publication, you agree to be bound by the terms and limitations set out below.

This publication shall not be reproduced in whole or in part, distributed or published by you for any purpose. Phillip Securities Research shall not be liable for any direct or consequential loss arising from any use of material contained in this publication.

The information contained in this publication has been obtained from public sources which Phillip Securities Research has no reason to believe are unreliable and any analysis, forecasts, projections, expectations and opinions (collectively the "Research") contained in this publication are based on such information and are expressions of belief only. Phillip Securities Research has not verified this information and no representation or warranty, express or implied, is made that such information or Research is accurate, complete or verified or should be relied upon as such. Any such information or Research contained in this publication is subject to change, and Phillip Securities Research shall not have any responsibility to maintain the information or Research made available or to supply any corrections, updates or releases in connection therewith. In no event will Phillip Securities Research be liable for any special, indirect, incidental or consequential damages which may be incurred from the use of the information or Research made available, even if it has been advised of the possibility of such damages.

Any opinions, forecasts, assumptions, estimates, valuations and prices contained in this material are as of the date indicated and are subject to change at any time without prior notice.

### **Non-applicability of Section 27 of the Financial Advisers Act (Cap. 110) of Singapore and the MAS Notice on Recommendations on Investment Products**

Section 27 of the Financial Advisers Act (Cap. 110) of Singapore and the MAS Notice on Recommendations on Investment Products (FAA-N01) do not apply in respect of this publication.

This material is intended for general circulation only and does not take into account the specific investment objectives, financial situation or particular needs of any particular person. The products mentioned in this material may not be suitable for all investors and a person receiving or reading this material should seek advice from a financial adviser regarding the suitability of such products, taking into account the specific investment objectives, financial situation or particular needs of that person, before making a commitment to invest in any of such products.

This publication should not be relied upon as authoritative without further being subject to the recipient's own independent verification and exercise of judgment. The fact that this publication has been made available constitutes neither a recommendation to enter into a particular transaction nor a representation that any product described in this material is suitable or appropriate for the recipient. Recipients should be aware that many of the products which may be described in this publication involve significant risks and may not be suitable for all investors, and that any decision to enter into transactions involving such products should not be made unless all such risks are understood and an independent determination has been made that such transactions would be appropriate. Any discussion of the risks contained herein with respect to any product should not be considered to be a disclosure of all risks or a complete discussion of such risks.

Nothing in this report shall be construed to be an offer or solicitation for the purchase or sale of a security. Any decision to purchase securities mentioned in this research should take into account existing public information, including any registered prospectus in respect of such security.

### **Disclosure of Interest**

Phillip Securities Research, or persons associated with or connected to Phillip Securities Research, may provide an array of financial services to a large number of corporations in Singapore and worldwide, including but not limited to commercial / investment banking activities (including sponsorship, financial advisory or underwriting activities), corporate banking or securities trading activities. Phillip Securities Research, or persons associated with or connected to Phillip Securities Research, may have participated in or invested in financing transactions with the issuer(s) of the securities mentioned in this publication, and may have performed services for or solicited business from such issuers. Additionally, Phillip Securities Research, or persons associated with or connected to Phillip Securities Research, may have provided significant advice or investment services to such companies and investments or related investments as may be mentioned in this publication.

To the extent permitted by law, Phillip Securities Research, or persons associated with or connected to Phillip Securities Research, may at any time engage in any of the above activities as set out above or otherwise hold a material interest in respect of companies and investments or related investments which may be mentioned in this publication. Accordingly, information may be available to Phillip Securities Research, or persons associated with or connected to Phillip Securities Research, which is not reflected in this material, and Phillip Securities Research, or persons associated with or connected to Phillip Securities Research may, to the extent permitted by law, have acted upon or used the information prior to or immediately following its publication. Phillip Securities Research, or persons associated with or connected to Phillip Securities Research, may have issued other material that is inconsistent with, or reach different conclusions from, the contents of this material.

The covering analyst does not have an interest in the company.

### **Availability**

The information, tools and material presented herein are not directed, intended for distribution to or use by, any person or entity in any jurisdiction or country where such distribution, publication, availability or use would be contrary to the applicable law or regulation or which would subject Phillip Securities Research to any registration or licensing or other requirement, or penalty for contravention of such requirements within such jurisdiction.

## Contact Information

### Singapore Research

**Lee Kok Joo, CFA**  
Head of Research  
REITS, Strategy  
+65 6531-1685  
[leekj@phillip.com.sg](mailto:leekj@phillip.com.sg)

**Leong Yeem Mei**  
Investment Analyst  
Commodities  
+65 6531-1221  
[leongym@phillip.com.sg](mailto:leongym@phillip.com.sg)

**Magdalene Choong**  
Investment Analyst  
US Equities  
+65 6531-1791  
[magdalenechoongss@phillip.com.sg](mailto:magdalenechoongss@phillip.com.sg)

**Joshua Tan**  
Economist  
US, Singapore, China  
+65-6531 1249  
[joshuatan@phillip.com.sg](mailto:joshuatan@phillip.com.sg)

**Phua Ming-weii**  
Technical Analyst  
+65-6531 1735  
[phuamw@phillip.com.sg](mailto:phuamw@phillip.com.sg)

**Brandon Ng**  
Deputy Head of Research  
Banks, China Properties,  
Consumer  
+65 6531-1792  
[brandonngch@phillip.com.sg](mailto:brandonngch@phillip.com.sg)

**Alfred Low**  
Investment Analyst  
Telecom, shipping and property  
+65 6531-1793  
[alfredlowih@phillip.com.sg](mailto:alfredlowih@phillip.com.sg)